


## PUSHWIRE® Connectors for Junction Boxes, (solid and stranded wire), 773 Series WALL-NUTS®




Simply strip conductor to 12 mm/0.47 in. using the built-in strip-length gauge



Then insert stripped conductor firmly into connector. Check for complete insertion through clear/transparent housing.



Wire Removal  
Solid - Pull & Twist; Remove wire  
Stranded - Cut Wire; Discard connector  
Restrip conductor and insert into new connector



These PUSHWIRE® connectors clamp the following copper conductors:



solid












stranded



Integrated test port allows for easy testing of connection integrity

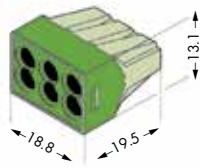
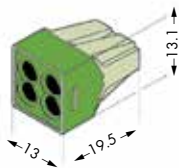
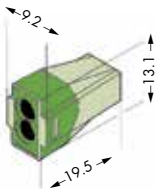
- Common (splice) up to 8 solid or stranded conductors in the same connector
- Option: mount to chassis or DIN rail via separate carrier
- The PUSHWIRE® connection clamps stranded or solid copper conductors
- Cross section up to 10 AWG
- Save up to 50% in wiring time over twist-type connectors










# PUSHWIRE® Connectors for Junction Boxes, (solid and stranded wire), 773 Series WALL-NUTS® for Grounding and Bonding

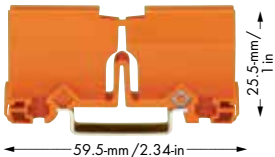
2 x 0.75–2.5 mm <sup>2</sup> "s" 2 x 1.5–2.5 mm <sup>2</sup> "r" 400 V/ 4 kV/2* 24 A Max. op. temp. 105°C	2 x AWG 18-12 "sol." 2 x AWG 16-12 "str." (≤19) 600 V 1000 V signs & fixtures	4 x 0.75 – 2.5 mm <sup>2</sup> "s" 4 x 1.5 – 2.5 mm <sup>2</sup> "r" 400 V/ 4 kV/2* 24 A Max. op. temp. 105°C	4 x AWG 18 – 12 "sol." 4 x AWG 16–12 "str." (≤19) 600 V 1000 V signs & fixtures	6 x 0.75 – 2.5 mm <sup>2</sup> "s" 6 x 1.5 – 2.5 mm <sup>2</sup> "r" 400 V/ 4 kV/2* 24 A Max. op. temp. 105°C	6 x AWG 18 – 12 "sol." 6 x AWG 16 – 12 "str." (≤19) 600 V 1000 V signs & fixtures
 12 mm / 0.47 in	 	 12 mm / 0.47 in	 	 12 mm / 0.47 in	 



Item No.	Pack.-unit pcs	Item No.	Pack.-unit pcs	Item No.	Pack.-unit pcs
Pushwire connectors for junction boxes,		Pushwire connectors for junction boxes,		Pushwire connectors for junction boxes,	
2-conductor connectors, color of housing transparent,		4-conductor connectors, color of housing transparent,		6-conductor connectors, color of housing transparent,	
color of cover green		color of cover green		color of cover green	
<b>773-112</b>	100 pc/box	<b>773-114</b>	100 pc/box	<b>773-116</b>	50 pc/box



8 x 0.75 – 2.5 mm <sup>2</sup> "s" 8 x 1.5 – 2.5 mm <sup>2</sup> "r" 400 V/ 4 kV/2* 24 A Max. op. temp. 105°C	8 x AWG 18 – 12 "sol." 8 x AWG 16 – 12 "str." (≤19) 600 V 1000 V signs & fixtures	Carrier for Push-Wire Connectors  Carrier width 18 mm / 0.7 in	4 x 0.75 – 2.5 mm <sup>2</sup> "s" 4 x 1.5 – 2.5 mm <sup>2</sup> "r" 400 V/ 4 kV/2* 24 A Max. op. temp. 150°C	4 x AWG 18 – 12 "sol." 4 x AWG 16 – 12 "str." (≤19) 4 x AWG 18 "str." tinfoated ≤ 7 600 V 1000 V signs & fixtures
 12 mm / 0.47 in  	 12 mm / 0.47 in  		 12 mm / 0.47 in  	



Item No.	Pack.-unit pcs	Item No.	Pack.-unit pcs	Item No.	Pack.-unit pcs
Pushwire connectors for junction boxes,		Fixing carrier for 4 pushwire connectors		Pushwire connectors for high temperature applications,	
8-conductor connectors, color of housing transparent,		orange	<b>773-332</b> 50 pc/box	4-conductor connectors, color of housing black,	
color of cover green		light grey	<b>773-331</b> 50 pc/box	color of cover black	
<b>773-118</b>	50 pc/box	Marker strip, plain	<b>243-110</b> 1 ea	<b>773-514</b>	50 pc/box

